

# HEATED TOWEL RAILS

## Contemporary & Traditional

Heated towel rails are a functional accessory that substantially contributes to heating your bathroom space. Our towel rails come in a range of traditional styles and sizes with varying functionality and heat output to cater for every bathroom size.

The Clifton rails provide practical towel storage with a high heat output for large and small traditional bathrooms. Meanwhile, Heritage Contemporary towel rails lean more towards decorative heating than practical towel storage. The Aster and Vinca rails are unobtrusive and their mirror-finish reflects the style of a contemporary bathroom. All traditional rails include decorative traditional valves and are Heritage branded.

Antique Gold finish is carefully specified to match the Timeless Gold finish used for our traditional taps. Close inspection may show some slight colour variation here. However this is normally acceptable given the relative distances between individual fittings when installed.

## Contents

Traditional	250
Contemporary	254

**5**  
**YEAR**  
GUARANTEE



# TRADITIONAL HEATED TOWEL RAILS

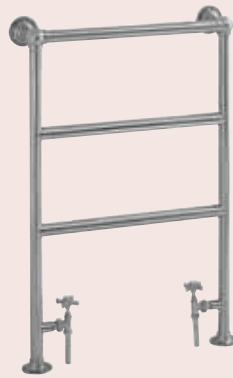
## Portland

Finish	Chrome AHC76	£359
Height	850mm	
Width	575mm	
Valve Centres	330mm	
Wall to Valve Centre	105mm	
Output	735 Btu (215 watts)	

Includes Traditional Valves in Chrome.

<b>Cloakroom, Finish</b>	Chrome AHC79	£359
Height	850mm	
Width	457mm	
Valve Centres	230mm	
Wall to Valve Centre	85mm	
Output	676 Btu (198 watts)	

Includes Traditional Valves in Chrome.  
Brass: suitable for open and closed central heating systems.

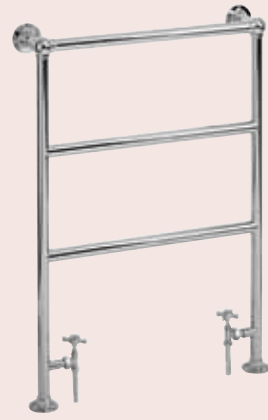


## Victorian

Finish	Chrome AHC70	£419
Height	940mm	
Width	675mm	
Valve Centres	430mm	
Wall to Valve Centre	105mm	
Output	730 Btu (214 watts)	

Includes Traditional Valves in Chrome.

Brass: suitable for open and closed central heating systems.

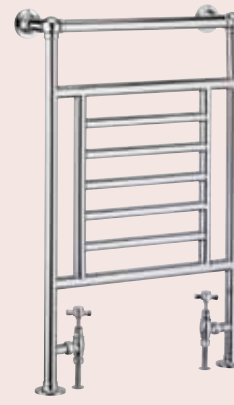


## Winchester

Finish	Chrome AHC74	£549
Height	915mm	
Width	610mm	
Valve Centres	385mm	
Wall to Valve Centre	115mm	
Output	1700 Btu (498 watts)	

Includes Traditional Valves in Chrome.

Brass: suitable for open and closed central heating systems.




## Clothes Horse

Finish	Chrome AHC77	£769
Height	780mm	
Width	685mm	
Depth	230mm	
Valve Centres	470mm	
Output	1731 Btu (508 watts)	

Includes Traditional Valves in Chrome.

Brass: suitable for open and closed central heating systems.



## Traditional Ladder

<b>Chrome Finish</b>		
Small AHC71	£499	
Large AHC72	£729	
<b>Small</b>		
Height inc. valves	750mm	
Width	575mm	
Valve Centres	500mm	
Output	1075 Btu (315 watts)	

<b>Large (Depicted)</b>		
Height inc. valves	1255mm	
Width	575mm	
Valve Centres	500mm	
Output	1945 Btu (570 watts)	

Wall-mounted only.

Includes Traditional Valves in Chrome.

Brass: suitable for open and closed central heating systems.



## Cabot

Finish	Chrome AHC90	£989
Height	1500mm	
Width	590mm	
Valve Centres	340mm	
Wall to Valve Centre	105mm	
Output	2728 Btu (802 watts)	

Includes Traditional Valves in Chrome.

Brass with steel insert: suitable for closed central heating systems.



## Cabot Wall-Hung

Finish	Chrome AHC102	£989
Height inc. valves	1413mm	
Width	576mm	
Valve Centres	501mm	
Wall to valve centre	55mm	
Output	2728 Btu (802 watts)	

Wall mounted only.

Includes Traditional Valves in Chrome.

Brass with steel insert: suitable for closed central heating systems.



## Quirinius

Finish	Chrome AHC103	£399
Height inc. valves	431mm	
Width	685mm	
Depth	377mm	
Valve Centres	610mm	
Wall to Valve Centre	66mm	
Output	1173 Btu (373 watts)	

Wall mounted only.

Includes Traditional Valves in Chrome.

Brass: suitable for open and closed central heating systems.



## Portland Wall-Mounted

Finish	Chrome AHC94	£379
Height	750mm	
Width	475mm	
Valve Centres	400mm	
Wall to Valve Centre	80mm	
Output	525 Btu (154 watts)	

Includes Traditional Valves in Chrome.

Wall-mounted rail is ideal for use in cloakrooms and ensuites.

Brass: suitable for open and closed central heating systems.



## Clifton

Finish	Chrome AHC73	£769
Height	940mm	
Width	735mm	
Valve Centres	490mm	
Wall to Valve Centre	105mm	
Output	3583 Btu (1050 watts)	

Includes Traditional Valves in Chrome.

Brass with steel insert: suitable for closed central heating systems.



## Baby Clifton

Finish	Chrome AHC80	£659
Height	940mm	
Width	500mm	
Valve Centres	260mm	
Wall to Valve Centre	105mm	
Output	1790 Btu (525 watts)	

Includes Traditional Valves in Chrome.

Brass with steel insert: suitable for closed central heating systems.



## Clifton Wall-Hung

Finish	Chrome AHC101	£769
Height inc. valves	736mm	
Width	675mm	
Valve Centres	600mm	
Wall to Valve Centre	55mm	
Output	3383 Btu (985 watts)	

Wall-mounted only.

Includes Traditional Valves in Chrome.

Brass with steel insert: suitable for closed central heating systems.



## Traditional Valves

Finish	Chrome AHC75	£99
--------	--------------	-----

All Heritage traditional-style Heated Towel Rails include a pair of Traditional Valves at no extra charge.

They are also available to buy separately.

Can be used for wall and floor-plumbing connections.



# TRADITIONAL HEATED TOWEL RAILS

## Portland

Finish	Antique Gold AHA76	£549
Height	850mm	
Width	575mm	
Valve Centres	330mm	
Wall to Valve Centre	105mm	
Output	735 Btu (215 watts)	

Includes Traditional Valves in Antique Gold finish.

<b>Cloakroom, Finish</b>	Antique Gold AHA79	£549
Height	850mm	
Width	457mm	
Valve Centres	230mm	
Wall to Valve Centre	85mm	
Output	676 Btu (198 watts)	

Includes Traditional Valves in Antique Gold. Brass: suitable for open and closed central heating systems.



## Victorian

Finish	Antique Gold AHA70	£549
Height	940mm	
Width	675mm	
Valve Centres	430mm	
Wall to Valve Centre	105mm	
Output	730 Btu (214 watts)	

Includes Traditional Valves in Antique Gold. Brass: suitable for open and closed central heating systems.



## Winchester

Finish	Antique Gold AHA74	£699
Height	915mm	
Width	610mm	
Valve Centres	385mm	
Wall to Valve Centre	115mm	
Output	1700 Btu (498 watts)	

Includes Traditional Valves in Antique Gold. Brass: suitable for open and closed central heating systems.



## Clothes Horse

Finish	Antique Gold AHA77	£999
Height	780mm	
Width	685mm	
Depth	230mm	
Valve Centres	470mm	
Output	1731 Btu (508 watts)	

Includes Traditional Valves in Antique Gold. Brass: suitable for open and closed central heating systems.



## Traditional Ladder

<b>Antique Gold Finish</b>		
Small AHA71	£649	
Large AHA72	£859	
<b>Small</b>		
Height inc. valves	750mm	
Width	575mm	
Valve Centres	500mm	
Output	1075 Btu (315 watts)	
<b>Large (Depicted)</b>		
Height inc. valves	1255mm	
Width	575mm	
Valve Centres	500mm	
Output	1945 Btu (570 watts)	

Wall-mounted only. Includes Traditional Valves in Antique Gold. Brass: suitable for open and closed central heating systems.



## Cabot

Finish	Antique Gold AHA90	£1199
Height	1500mm	
Width	590mm	
Valve Centres	340mm	
Wall to Valve Centre	105mm	
Output	2728 Btu (802 watts)	

Includes Traditional Valves in Antique Gold. Brass with steel insert: suitable for closed central heating systems.



## Cabot Wall-Hung

Finish	Antique Gold AHA102	£1199
Height inc. valves	1413mm	
Width	576mm	
Valve Centres	501mm	
Wall to valve centre	55mm	
Output	2728 Btu (802 watts)	

Wall mounted only. Includes Traditional Valves in Antique Gold. Brass with steel insert: suitable for closed central heating systems.



## Clifton

Finish	Antique Gold AHA73	£999
Height	940mm	
Width	735mm	
Valve Centres	490mm	
Wall to Valve Centre	105mm	
Output	3583 Btu (1050 watts)	

Includes Traditional Valves in Antique Gold. Brass with steel insert: suitable for closed central heating systems.



## Baby Clifton

Finish	Antique Gold AHA80	£899
Height	940mm	
Width	500mm	
Valve Centres	260mm	
Wall to Valve Centre	105mm	
Output	1790 Btu (525 watts)	

Includes Traditional Valves in Antique Gold. Brass with steel insert: suitable for closed central heating systems.



## Clifton Wall-Hung

Finish	Antique Gold AHA101	£999
Height inc. valves	736mm	
Width	675mm	
Valve Centres	600mm	
Wall to Valve Centre	55mm	
Output	3383 Btu (985 watts)	

Wall-mounted only. Includes Traditional Valves in Antique Gold. Brass with steel insert: suitable for closed central heating systems.



## Traditional Valves

Finish	Antique Gold AHA75	£119
--------	--------------------	------

All Heritage traditional-style Heated Towel Rails include a pair of Traditional Valves at no extra charge. They are also available to buy separately. Can be used for wall and floor-plumbing connections.




# CONTEMPORARY HEATED TOWEL RAILS

## Aster

Chrome Finish	
Small AHC99	£449
Large AHC100	£549
<b>Small</b>	
Height	1200mm
Width	510mm
Valve Centres	460mm
Output	1928 Btu (614 watts)
<b>Large</b>	
Height	1500mm
Width	510mm
Valve Centres	460mm
Output	2365 Btu (753 watts)

Use with Lever Valves – see opposite.  
Steel: suitable for closed central heating systems.



## Zaar

Black & White Finish	
AHB104	£699
Height	1200mm
Width	200mm
Valve Centres	n/a
Output	1193 Btu (380 watts)
<b>Optional Towel Bar</b>	
AHB104T	£49


Aluminium: suitable for closed central heating systems.



## Vinca

Finish	
Chrome AHC96	£599
Height	1800mm
Width	310mm
Valve Centres	397mm
Output	1681 Btu (535 watts)


Use with Lever Valves – see opposite.  
Steel: suitable for closed central heating systems.



## Vinca Mirror

Finish	
Chrome AHC95	£699
Height	1800mm
Width	600mm
Valve Centres	690mm
Output	1681 Btu (535 watts)

Use with Lever Valves – see opposite.  
Steel: suitable for closed central heating systems.



## Contour

Chrome Finish	
Small AHC88	£239
Medium AHC89	£309
Large AHC92	£419
<b>Small</b>	
Height	700mm
Width	600mm
Valve Centres	550mm
Output	960 Btu (306 watts)
<b>Medium</b>	
Height	1000mm
Width	600mm
Valve Centres	550mm
Output	1415 Btu (451 watts)
<b>Large</b>	
Height	1450mm
Width	600mm
Valve Centres	550mm
Output	1871 Btu (548 watts)

Wall-mounted only. Use with Lever Valves.  
Steel: suitable for closed central heating systems.



## Contour 500

Chrome Finish	
Small AHC63	£199
Medium AHC64	£259
Large AHC65	£369
<b>Small</b>	
Height	700mm
Width	500mm
Valve Centres	462mm
Output	829 Btu (264 watts)
<b>Medium</b>	
Height	1000mm
Width	500mm
Valve Centres	462mm
Output	1223 Btu (390 watts)
<b>Large</b>	
Height	1450mm
Width	500mm
Valve Centres	462mm
Output	1597 Btu (468 watts)

Wall-mounted only. Use with Lever Valves.  
Steel: suitable for closed central heating systems.



## Plateau

Chrome Finish	
Small AHC86	£209
Medium AHC87	£279
Large AHC91	£389
<b>Small</b>	
Height	700mm
Width	600mm
Valve Centres	550mm
Output	953 Btu (304 watts)
<b>Medium</b>	
Height	1000mm
Width	600mm
Valve Centres	550mm
Output	1403 Btu (447 watts)
<b>Large</b>	
Height	1450mm
Width	600mm
Valve Centres	550mm
Output	1852 Btu (542 watts)

Wall-mounted only. Use with Lever Valves.  
Steel: suitable for closed central heating systems.



## Plateau 500

Chrome Finish	
Small AHC66	£169
Medium AHC67	£229
Large AHC68	£339
<b>Small</b>	
Height	700mm
Width	500mm
Valve Centres	462mm
Output	825 Btu (263 watts)
<b>Medium</b>	
Height	1000mm
Width	500mm
Valve Centres	462mm
Output	1216 Btu (387 watts)
<b>Large</b>	
Height	1450mm
Width	500mm
Valve Centres	462mm
Output	1598 Btu (465 watts)

Wall-mounted only. Use with Lever Valves.  
Steel: suitable for closed central heating systems.



## Lever Valves

Finish	
Chrome AHL75	£59
Simple "on/off" valves for use with Vinca, Aster, Contour and Plateau Heated Towel Rails only.	
Only suitable for wall-plumbing connection.	

